



How to join a Zoom Meeting

Zoom Website: <https://zoom.us/join>

Students: Your instructors will email you daily (Monday – Thursday) the meeting link and meeting id for you to join the zoom session. You will need to be attentive to your email daily to ensure you receive the meeting id and link to join for each zoom session.

Note: Instructions for accessing Zoom via cellphone are below. If you do not have the Zoom application, you will need to download it to your cellphone first.

Prerequisites

- Each meeting has a unique 9, 10, or 11-digit number called a **meeting ID** that will be required to join a Zoom meeting
- If you are joining via telephone, you will need the **teleconferencing number** provided in the invite.

Windows | Mac

1. Open the Zoom desktop client.
2. Join a meeting using one of these methods:
 - Click **Join a Meeting** if you want to join without signing in.

The screenshot shows the Zoom desktop client interface. At the top, there are icons for Windows and Mac. Below that, there are two numbered instructions. The second instruction points to a blue button labeled 'Join a Meeting' and a white button labeled 'Sign In'.

3. Enter the **meeting ID** number and your display name.
 - If you're signed in, change your name if you don't want your **default name** to appear.
 - If you're not signed in, enter a display name.

Join a Meeting

Meeting ID or Personal Link Name

Grant MacLaren

Do not connect to audio

Turn off my video

Join Cancel

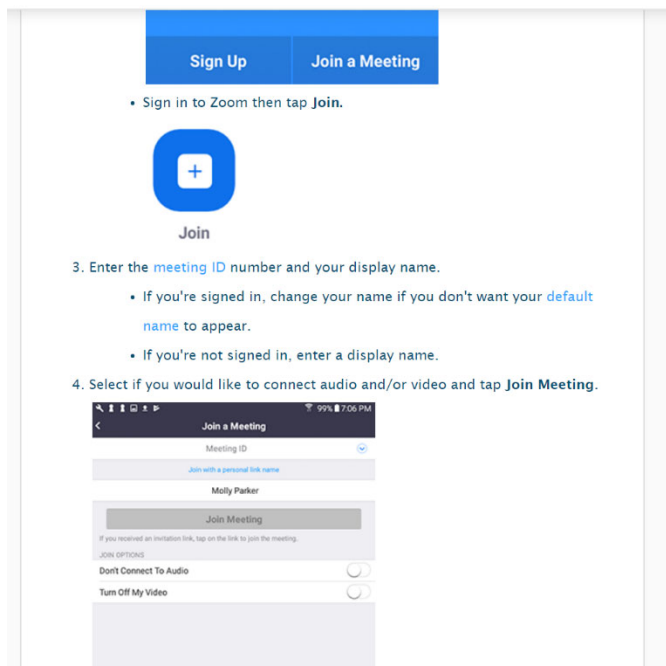
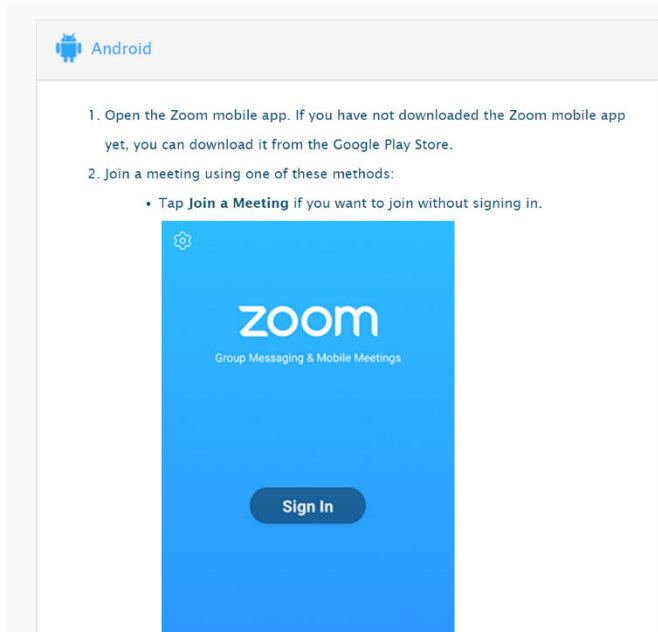
4. Select if you would like to connect audio and/or video and click **Join**.

The screenshot shows the 'Join a Meeting' dialog box in the Zoom desktop client. It includes a dropdown menu for 'Meeting ID or Personal Link Name', a text input field containing 'Grant MacLaren', and two radio button options: 'Do not connect to audio' and 'Turn off my video'. At the bottom, there are 'Join' and 'Cancel' buttons. A fourth instruction at the bottom of the dialog asks the user to select audio and video options and click 'Join'.

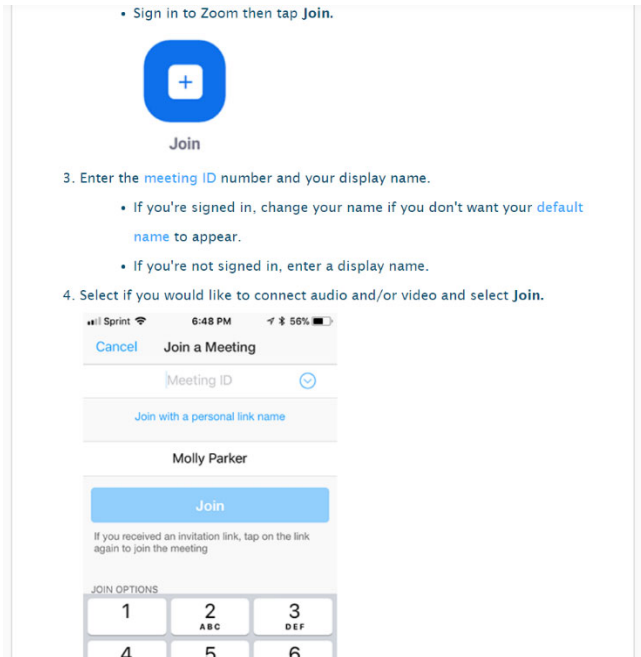
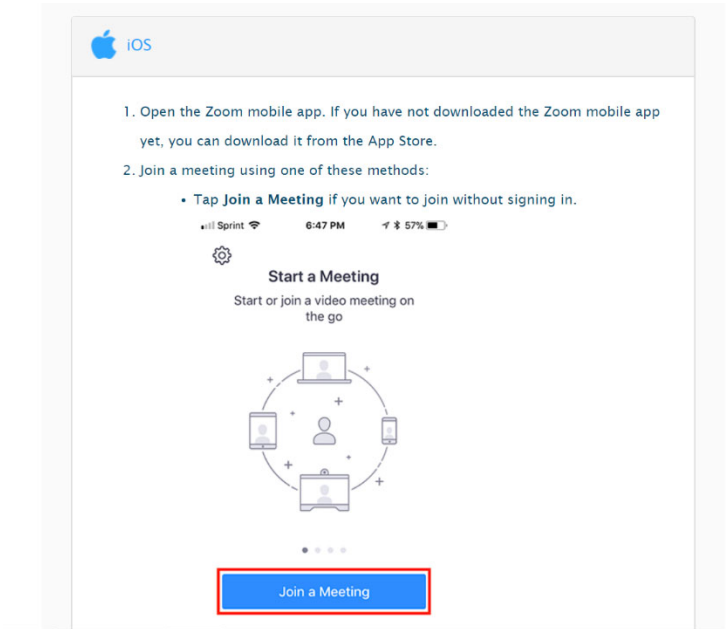
How to access Zoom via cellphone application (Android & Apple)

1. Download Zoom application to your cellphone, if you don't already have one.

Android:



Apple:



Additional help and resources

For additional resources and videos on how to join a zoom video please visit the below website:

<https://support.zoom.us/hc/en-us/articles/201362193-Joining-a-Meeting>

Students remember to expect contact from your instructor and any questions you may contact your instructor via email or text, or you may contact us via the following:

FEI Website: <https://www.fei.edu/coronavirus>

FEI Student Support Hotline: (786)547-3754

FEI Student Help Email: helpdesk@fei.edu